

Clearblue® **EARLY** **DETECTION**

Pregnancy Test

Over 99% accurate from the day of your expected period.
Please read these instructions carefully before taking a test.

1 WHEN TO TEST



- Test up to 6 days before your missed period, which is 5 days before your expected period.
- If testing before your expected period, use the first urine of the day. Otherwise you can test any time of the day.
- Don't drink lots of liquid before taking the test.

2 TAKE THE TEST

A



URINE STREAM

You must continue to hold the colour change tip in your urine stream for the full 5 seconds.

OR

B



COLLECTED SAMPLE

Start timing the 20 seconds as soon as you see the colour change tip turn pink.

- Remove the foil wrapper and take off the cap.
Use the test stick straight away.

CHOOSE YOUR TESTING METHOD

- **IMPORTANT: The colour change tip will turn instantly pink showing that urine is being absorbed.**

- A** Hold the colour change tip in your urine stream, for a full 5 seconds.

OR

- B** Completely immerse the tip only in a sample of your urine collected in a clean, dry container for a full 20 seconds.

- If the colour change tip does not turn completely pink see Q7.
- Replace the cap and lay the test stick flat.
- Start timing.

3
minutes

WAIT 3 FULL MINUTES

Before reading your result

3 READ YOUR RESULT



- A line in the control window may start to appear quickly but you **MUST** wait 3 minutes before reading your result. If you don't see a blue line in the control window the test has not worked (see Q8).

NOT PREGNANT



Picture A

IF YOU SEE TWO LINES YOU ARE PREGNANT



Picture B



Picture C



Picture D

- If your result is '**Not Pregnant**' see Q4.
- If your result is '**Pregnant**' see Q3.
- If you are still unsure of your result see Q9.

IMPORTANT! Read your result within **10 minutes** of doing a test. Disregard any changes to your result after this time.

IT DOES NOT MATTER HOW FAINT OR DARK
THE LINES ARE.

1 How does Clearblue® Early work?

When you are pregnant your body produces the pregnancy hormone hCG (human Chorionic Gonadotrophin). This test can detect tiny amounts of hCG in your urine (the sensitivity of this test is 10mIU/ml).

2 When can I test with Clearblue® Early?

You can test up to 6 days before your missed period, which is 5 days before your expected period. If you test before your expected period and get a 'Not Pregnant' result, there is still a chance that you may be pregnant. See chart below for results of lab testing with early pregnancy samples.

Testing Early	
Number of days before the expected period	% of samples from pregnant women giving a pregnant result
0	>99%
1	>99%
2	>99%
3	>99%
4	96%
5	79%

3 My test says I'm 'Pregnant'. What should I do?

You should see your doctor who can advise you on what steps you should take next.

4 My test says I'm 'Not Pregnant' but I still think I may be. What should I do?

You may not be pregnant, or the level of hCG may not yet be high enough to be detected, or you may have miscalculated the day of your expected period. If you tested early, test again when your period is expected. If your period is overdue, test again in 3 days' time. If this test gives you a 'Not Pregnant' result and you still have not had your period, see your doctor.

5 I previously tested 'Pregnant' but have tested again and got a 'Not Pregnant' result, or my period has started. What does this mean?

Whilst the test is over 99% accurate at detecting the pregnancy hormone from the day of your expected period, it's possible to get a pregnant result and find out later that you're not pregnant (i.e., you may later get a not pregnant result, or your period may start). This may be due to natural loss during the early stages of pregnancy, known as 'early pregnancy loss', which sadly is not uncommon, as around 1 in 4 pregnancies end in early pregnancy loss. If you do get unexpected results, ask your doctor for advice.

6 Can any medication or medical conditions affect the result?

Always read manufacturers' instructions for any medication you are taking before conducting a test. Medications containing hCG can affect the result. Ectopic pregnancy and recent pregnancy even if not carried to full term can cause misleading results. If you are in or approaching the menopause you may obtain a false pregnant result even though you are not pregnant. The test should not be affected by hormone therapies containing Clomiphene citrate, painkillers, alcohol, antibiotics, or the contraceptive pill. If you get unexpected results discuss them with your doctor.

7 When I used the test the colour change tip did not turn completely pink. What should I do?

You may not have applied enough urine; however, if the blue line in the control window appears within 10 minutes of taking the test then the test has worked. If no blue line appears in the control window within 10 minutes of taking the test, see Q8.

8 I have taken the test but no blue line has appeared in the control window. What should I do?

If it is more than 10 minutes since you took the test, then the test has not worked. This may be because:

- The colour change tip was not kept pointing downwards or the test stick was not laid flat after urine was applied.
- Too much or too little urine was used.

Test again, using a new test stick, taking care to follow the instructions. You may wish to collect a sample of urine and test using the 'Collected Sample' method.

9 What if I am unsure of my result?

Refer to images in 'Read your result' section.

Picture A

Your result is 'Not Pregnant'. If you still think you might be pregnant, see Q4.

Picture B-D

Your result is 'Pregnant'. The appearance of the line in the result window may vary, however, it is still a 'Pregnant' result no matter how faint or dark it is.

Picture B:

This is more likely when you are testing before your period is expected when your hCG levels may be relatively low.

Picture C:

This is typical when you are testing on or around the day your period is expected.

Picture D:

This is more likely to occur when you are testing more than a few days after your period was expected as hCG levels are higher.

If you are still unsure of your result, you should wait at least 3 days before testing again, taking care to follow instructions.


www.clearblue.com

Advisors available 07:00-15:00hrs Mon-Fri excluding Bank Holidays.

UK 0800 917 2710 • IE 1800 812 607

Free from landlines, mobiles may be charged. All calls are recorded and may be monitored for quality purposes. Please be ready to quote the LOT number.

For next steps, information and general advice relating to issues of pregnancy, visit our website at: www.clearblue.com

 SPD Swiss Precision Diagnostics GmbH (SPD),
Route de St Georges 47, 1213 Petit-Lancy, Geneva, Switzerland.
Clearblue is a trademark of SPD.
© 2015 SPD. All rights reserved.

This device is for home use.

Store at room temperature.

Allow to reach room temperature for 30 minutes

prior to testing if stored refrigerated

Keep out of the reach of children.







For *in vitro* diagnostic use only.

Discard with normal household waste.

Do not use if the foil wrapper is damaged.

Do not use a test stick that has passed its expiry date.



 IVD	<i>In vitro</i> diagnostic Medical device	 LOT	Batch code
	Manufacturer		Use-by date
	Do not re-use		Temperature Limit 2-30°C